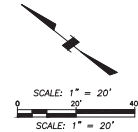
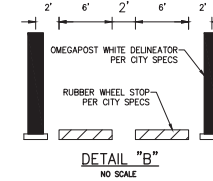
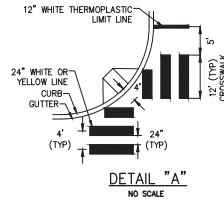


CONSTRUCTION NOTES (FOR THIS SHEET)

- ① CONTRACTOR TO INSTALL THERMOPLASTIC "CONTINENTAL" STYLE CROSSWALK 10' WIDTH FROM INSIDE TO INSIDE OF 12" SOLID YELLOW THERMOPLASTIC STRIPE PER DETAIL "A" HEREON. ALL CROSSWALK MARKINGS SHALL BE THERMOPLASTIC AND APPLIED PER THE SPECIAL PROVISIONS.
- ② CONTRACTOR TO INSTALL THERMOPLASTIC 12" WHITE RETROREFLECTIVE LIMIT LINE PER DETAIL "A" HEREON.
- ③ CONTRACTOR TO INSTALL THERMOPLASTIC 4" DOUBLE YELLOW RETROREFLECTIVE CENTERLINE PER CALTRANS STD. PLAN A20A, DETAIL 22, OR AS DIRECTED BY THE ENGINEER.
- ④ FURNISH AND INSTALL SIGN (AS NOTED) ON SINGLE POST PER CALTRANS STD PLAN RS4.
- ⑤ CONTRACTOR TO INSTALL THERMOPLASTIC WHITE RETROREFLECTIVE "STOP" MARKINGS PER CALTRANS STD. PLAN A24D OR AS DIRECTED BY THE ENGINEER.
- ⑥ CONTRACTOR TO INSTALL THERMOPLASTIC WHITE RETROREFLECTIVE "ONLY" MARKINGS PER CALTRANS STD. PLAN A24E OR AS DIRECTED BY THE ENGINEER.
- ⑦ CONTRACTOR TO INSTALL THERMOPLASTIC WHITE RETROREFLECTIVE "TYPE I ARROW" MARKINGS PER CALTRANS STD. PLAN A24A OR AS DIRECTED BY THE ENGINEER.
- ⑧ CONTRACTOR TO INSTALL THERMOPLASTIC WHITE RETROREFLECTIVE "TYPE VI (L) ARROW" MARKINGS PER CALTRANS STD. PLAN A24A OR AS DIRECTED BY THE ENGINEER.
- ⑨ CONTRACTOR TO INSTALL THERMOPLASTIC WHITE RETROREFLECTIVE "YIELD" MARKINGS PER CALTRANS STD. PLAN A24D AND A24E, OR AS DIRECTED BY THE ENGINEER.
- ⑩ CONTRACTOR TO INSTALL THERMOPLASTIC 4" YELLOW DASHED LINE EXTENSION THROUGH INTERSECTION PER CALTRANS STD. PLAN A20D, DETAIL 40, OR AS DIRECTED BY THE ENGINEER.
- ⑪ FURNISH AND INSTALL 36", 360° CHANNELIZER (OMEGAPOST OR CITY APPROVED EQUAL) POST. COLOR SHALL BE WHITE WITH GREY REFLECTIVE SHEETING AND INSTALLED AT 2' SPACING, AS SHOWN, OR AS DIRECTED BY THE ENGINEER.
- ⑫ CONTRACTOR TO PAINT RED CURB.
- ⑬ CONTRACTOR TO INSTALL THERMOPLASTIC 4" - YELLOW RETROREFLECTIVE CENTERLINE.
- ⑭ FURNISH AND INSTALL 36", 360° CHANNELIZER (OMEGAPOST OR CITY APPROVED EQUAL) POST. COLOR SHALL BE WHITE WITH GREY REFLECTIVE SHEETING WITH CITY FURNISHED WHEEL STOPS AS SHOWN IN DETAIL "B" HEREON.



LEGEND:

- ⊢ EXISTING SIGN
- ⊢ PROPOSED SIGN
- [E] EXISTING TO REMAIN
- (RL) RELOCATE EXISTING SIGN AND POSTS, AS NOTED.
- (RP) REMOVE EXISTING STRIPING AND/OR PAVEMENT MARKINGS (SANDBLAST METHOD). ALL CONFLICTING STRIPING AND MARKINGS SHALL BE REMOVED.
- (RS) REMOVE AND SALVAGE SIGN AND POSTS, AS NOTED.
- (PP) PROTECT IN PLACE EXISTING RED CURB

SIGN LEGEND:

