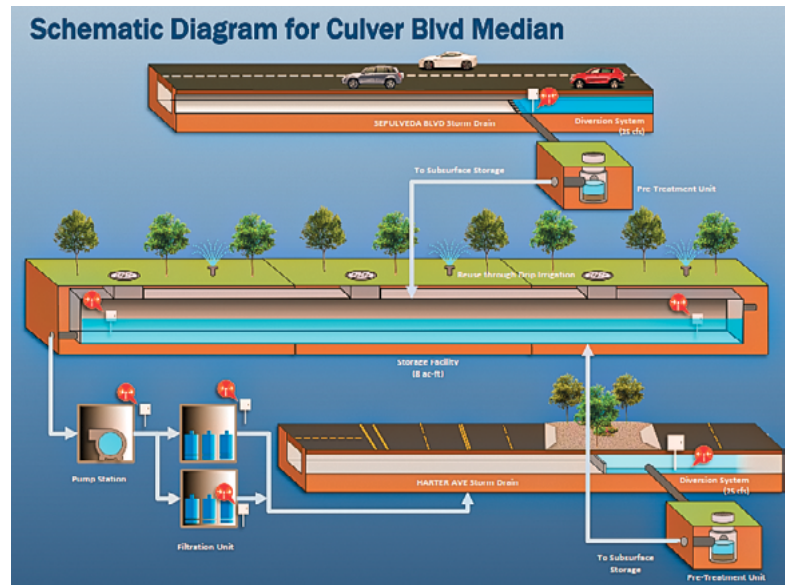


BREAKING GROUND JANUARY 2020

The Culver Boulevard Realignment and Stormwater Treatment Project

It's finally here! The Culver Boulevard Realignment and Stormwater Treatment Project will break ground in January 2020. This project will improve storm water quality and water supply. The project will also provide greater pedestrian and roadway safety.

The traffic plan to identify lane closures and/or traffic patterns will be completed in December. To stay up to date on the project, visit [Culver Boulevard Realignment and Urban Stormwater Project](#).



Recycling Contamination Is Now an Issue in Culver City. Let's Find a Solution.

Culver City's recycling contamination has increased from 22% to 35%. That means roughly 1 in 3 items placed in a recycling container is actually not recyclable through the City's curbside program.

What Is Recycling Contamination?

Recycling contaminants are non-recyclable materials that end up in the recycling system. To prevent contamination, it is important to understand what is and what is not accepted in the City of Culver City's Recycling Program.

Direct Impacts of Contamination

1. Contamination significantly increases the cost to process recyclables. In Culver City, there is an additional per-ton fee for disposal costs incurred for recycling contamination over 20%.
2. Contamination changes the quality of recyclables. If food or liquid, for example, are placed in the recycling container, they will saturate and ruin "good" recyclables, such as clean paper and cardboard, resulting in the "good" recyclables becoming trash.

Types of Recycling Contamination

1. Food Waste and Liquids: There are stringent guidelines on the cleanliness of recyclable materials because those items must be sorted by type and then marketed to manufacturers for reuse. When food and liquids are placed in the recycling stream, they can saturate or otherwise damage clean recyclable materials. Also, recycling processors are not equipped to handle food waste. Placing food in the recycling bin or failing to empty food and beverage containers results in additional labor to separate and dispose of both the food and the contaminated recyclable.
2. Food-Soiled Paper belongs in the green organics bin. Food-soiled paper is not recyclable because the paper is saturated with liquids, grease or food debris.
3. Plastic Bags and Film Plastics cannot be recycled in the curbside bin. They also pose a danger to sorters because they wrap around the machinery and sorters have to shut down the recycling line to remove them manually. Avoid plastic bags by using reusable bags. If you do have plastic bags, return empty bags to the nearest grocery store for recycling.
4. Textiles, Clothing, and Shoes: If they're in pretty good condition, consider donation. Contact a local charity or thrift store to ask which items are accepted for reuse. Or consider repurposing items in crafts or as household rags. Place non-reusable items into the trash.


(Continued on next page)




PLEASE LEAVE THESE ITEMS OUT!



No Plastic Bags
return to retail




No Plastic Wrap



No Paper Towels



No Tangles
no hoses, wires, chains,
or electronics



No Foam

5. Tangles – Hoses, Chains, Wires, and Cords: These items belong in the trash. Tangles pose a hazard at the recycling facility because they wrap around the machinery.

Prevent Further Recycling Contamination

Without help from the residential and commercial community, recycling contamination will continue to increase, resulting in more material being landfilled. Let's work together and find a solution. Here are some tips to prevent contamination:

- Take a careful look at "What Goes in Your Recycling Can" at right.
- Double-check what you put in the bin.
- Rinse jars, glass bottles, and recyclable plastic food containers to ensure items are free of food and liquids. Let them drip-dry before placing them into the recycling container.
- If it seems like it could get tangled, it shouldn't be recycled.
- If you're unsure, check the Recycle Coach app, visit CulverCity.org/recycle, or call 310-253-6400. If you are still confused, follow this advice — **when in doubt, throw it out.**



What About Hard-to-Recycle Items?

For those hard-to-recycle items, check out **TerraCycle**. TerraCycle has free and paid programs that accept a wide variety of hard-to-recycle materials and turn them into new products.

Mark Your Calendar for these 2020 Events

Smart Gardening Workshops

Location: Veterans Memorial Building (doors open 9 a.m.)
Beginning: February 22, 9:30 – 11 a.m.
Advanced: April 4, 9:30 – 11 a.m.
Beginning: July 25, 9:30 – 11 a.m.
Advanced: October 17, 9:30 – 11 a.m.

Too Toxic to Trash Household Hazardous and Electronic Waste Collection

Location: 10808 Culver Boulevard, Culver City 90232 (enter on Elenda)
February 29, 9 a.m. – 3 p.m.
June 20, 9 a.m. – 3 p.m.

Electronic Waste Collection and Confidential Paper Shredding Events

Location: Syd Kronenthal Park, 3459 McManus Avenue, Culver City 90232
March 14, 10 a.m. – 2 p.m.
June 13, 10 a.m. – 2 p.m.
September 12, 10 a.m. – 2 p.m.
December 12, 10 a.m. – 2 p.m.

Compost Giveaway

Location: Bill Botts Park, Ropes Course parking lot
May 2, 8 a.m. – Noon

And there's more! Watch for details about Earth Month Adopt A Creek in April and the Coastal Cleanup Day in September.



Credit: Prochid | iStock | Getty Images Plus

Rethinking Holiday Waste

The holiday music hasn't started, but smells of cinnamon and spice have reached local stores reminding us that the holiday season is quickly approaching. In the waste world, the holidays (Thanksgiving through New Year's) are the busiest time of the year. The Environmental Protection Agency estimates that 25% more trash is produced during the holiday season compared with any other time of the year. Fortunately, there are easy ways to reduce or divert overall waste during and after the holidays.

Tips to Reduce Holiday Waste

Cards

Many cards have plastic appliqués, glitter, ribbon, or other materials that cannot be recycled or salvaged. If you make your own cards, use recyclable or compostable materials. If you buy cards, select cards that can be recycled.

Gift Ideas

- Children can give coupons for their time as holiday presents. They might offer to take on extra chores, cook dinners, wash dishes, pull weeds, or watch a younger sibling.
- Think about alternative gifts for children, such as contributing to a savings or education account or purchasing a U.S. Savings Bond.
- Give experiences by purchasing passes or tickets to museums, zoos, theaters, or concerts.
- Consider giving a monetary donation to a local charity.

Gift Wrap

- Furoshiki Wraps: Begin with a square piece of cloth or fabric that can have multiple uses: gift wrapping, transporting items, and home decor. Furoshiki comes in a variety of different sizes; the only requirement is that the cloth is square. Learn more by watching [HGTV Handmade's Furoshiki Gift Wrapping tutorial](#).
- Silver Lining: Finish off your bag of chips, turn the bag inside out, and wash away the grease and chip crumbs. You can use the inside-out bag as a shiny gift bag or cut off the bottom and use the silver lining as gift wrap.
- Jolly Jars: You can incorporate jars into the present by placing a succulent inside to make a planter or filling the jar with hot chocolate or homemade soup mix. Jars can be used to hold homemade lemon bark or other delicious treats.
- Two in One: Gift a scarf or decorative towel and use it as wrapping paper.
- Read All About It: Before recycling newspaper, give it another life through reuse. Newspaper can be used to wrap gifts. Use the comics section and you'll get a good laugh while wrapping presents.



Credit: Nastassia_Bas | iStock | Getty Images Plus

Holiday Tree-Cycle with Culver City this Season!

Park your tree at these locations
Dec 26 thru all of January



Fox Hills Park | Veterans Park
Syd Kronenthal Park | Culver West Park

Culver CITY

Handling Your Tree After the Holidays

If you have curbside collection, you can simply place your cut-up holiday tree in the green organics collection container. Whether you are recycling your tree at the curb or dropping it off at one of the park locations, please remove all ornaments, baubles, and tinsel, as well as the stand, from the tree. Only organic material should be placed in the green organics can because other items will contaminate the organics and cannot be made into compost.

Tips to Reduce Food Waste

Food scraps (and food-soiled paper) are the largest single item in our waste stream and make up about one third of what is thrown away. Reducing food waste can save your family money and keep wasted food from entering our landfills. For even more ideas, visit [Love Food Hate Waste](#).

Use Your Guest List to Plan

The “**Guestimator**” is a tool provided by [SavetheFood.com](#) that helps create menus based on how many people will be attending events that you host throughout the year.

Eat Root to Stem

Eating root to stem means using the entire fruit or vegetable so no food is wasted. **The Food Network’s** tips to reduce holiday food waste include ideas on how to incorporate lesser-used parts into your dinner. Here are some of their suggestions:

- Slice the stem of broccoli stalks thinly and roast in the oven until they become crispy.
- Add celery greens or carrot tops to pesto and toss atop pasta.
- Throw bitter beet greens into a salad with other lettuce and a sweet dressing.
- Roast squash seeds with olive oil and salt.
- Use leftover stems, peels, and cheese rinds as the base for a soup stock.

Repurpose Leftovers

Leftovers are a good opportunity to get creative in the kitchen. For breakfast, make a hearty hash. Add potatoes or greens to your eggs, or make biscuits and gravy with leftover meat. For lunch, make a sandwich with leftover turkey, avocado, cheese, and cranberries. Casseroles and soups are always an option too. For more ideas, check out Taste of Home’s [20 Brilliant Ways to Repurpose Leftovers](#).

Compost

After doing your best to reduce food waste, there may be some food scraps and food-soiled paper that cannot be repurposed or salvaged. For those residents with a green organics can, food scraps and food-soiled paper may be composted. The City of Culver City offers curbside organics collection services to residents of single-family homes. If you live in an apartment or condo, check with your onsite manager or leasing agent about starting compost service. They will need to contact city staff to arrange an on-site visit. To find out more, call 310-253-6400.



Reducing Greenhouse Gas Emissions From California Landfills



Senate Bill 1383 (SB 1383, passed in 2016) targets pollutants that have a potent effect on our climate. One of these pollutants, methane, is a powerful greenhouse gas that is produced when organics break down in landfills. Landfills are the third largest emitter of methane in the State of California. Currently, organics comprise two-thirds of the waste disposed in California landfills.

Reducing methane emissions from California landfills is a top priority of SB 1383, which includes goals to reduce organic waste disposal by 75% and increase edible food recovery by 20% by 2025. Organic waste includes lawn and landscaping debris, wood, lumber, food, and fibers, such as paper and cardboard.

CalRecycle and the California Air Resources Board estimate that implementing this legislation will create \$17 billion in economic benefits, result in as many as 90 new organic waste recycling facilities, and create up to 11,700 permanent jobs in California. In addition, the use of two of the resulting products, renewable natural gas and compost, will improve both air quality and soil health.

Learn more about SB 1383 at [CalRecycle.ca.gov/organics/slcp/education](https://www.calrecycle.ca.gov/organics/slcp/education).

Use Your Own Reusable Containers for To-Go Orders

In an effort to reduce single-use packaging and plastics, California Gov. Gavin Newsom signed Assembly Bill 619, which allows patrons to bring their own reusable containers to restaurants beginning in January 2020.

Previously, reusable containers had to be cleaned at approved facilities in order to be used. However, under AB 619, restaurants can now fill customers' containers as long as they are either isolated on the serving surface or the surface is sanitized after each fill. Eateries must have a written policy regarding cross-contamination practices related to the reusable containers and cups available for food inspectors to review.

Beyond addressing traditional restaurant settings, the bill also approved permissions for multi-use dishes and cutlery for customers at "temporary food facilities" like festivals and market events.



Credit: Amy Newton/McCormell | Stock | Getty Images Plus

Businesses Now Required to Provide Recycling Containers

Assembly Bill 827 requires businesses that generate 4 or more cubic yards of garbage to provide customers with a recycling bin, except in restrooms. These bins must be clearly marked with informational signage. The bill also requires the California Department of Resources Recycling and Recovery (CalRecycle) to develop model signage, on or before July 1, 2020. Commercial and organic waste generators, as defined by AB 827, could use the model signage to mark the recycling bins provided to customers.



Credit: galinast | Stock | Getty Images Plus

Student Artists Create Ground Murals

By February, four Ballona Creek bike pathway entrances will feature ground murals created by local high school students. Seven students, who attend Culver City's Audio, Visual & Performing Arts (AVPA) High School, worked with artist Lindsay Carron, who was selected to lead the project.

The artist and students were tasked with creating images that would raise awareness about the impacts of stormwater on our environment and highlight the historical significance of Ballona Creek and its connection to the Pacific Ocean. The murals will give residents and visitors a glimpse of Culver City's past, looking beyond what has been built to see our original soil and water. In several of the murals, the creek is no longer confined to its concrete channel but runs free and wild, bounded by willow and alder and serving as a wetlands home to egrets, herons, and terns before spilling into the Pacific Ocean.



Once completed, you'll find the murals along the Ballona Creek bike path at Sepulveda, Overland (both sides of street), and Duquesne. Each mural will offer more than one artist's perspective.

Artist Lindsay Carron and the seven students were recognized by Culver City's City Council at their meeting on November 18.



Making Sure We All Get Home Safely

In 2018, 42 trash and recycling collection workers died on the job. According to the Solid Waste Association of North America (SWANA), half of these deaths resulted from a worker being struck by another motorist, followed by collisions and rollover incidents.

"The industry's safety record in 2018 was not acceptable, with at least 19 more worker fatalities than in 2017," noted David Biderman, SWANA's Executive Director and CEO. "Most of last year's increase involved collection workers, despite the industry's success in getting states to pass Slow Down to Get Around laws and efforts by SWANA and others to improve safety on the route, as well as at post-collection facilities."

Slow Down to Get Around laws, which have been passed by California and 29 other states so far, require that motorists slow down and move over when they see a collection vehicle on its route. These laws are similar to those requiring motorists to move over when they see emergency vehicles pulled to the side of the road or school buses preparing to stop.

These laws don't just protect collection workers — they also protect you and your family. Last year, 101 members of the public were killed in incidents that involved the trash and recycling industry. About three-quarters of the victims were drivers or passengers of vehicles that collided with collection vehicles.

Sadly, distracted driving causes many of these accidents. The easiest way to ensure that you and collection workers get home safely each evening is to keep your eyes on the road.

Follow these steps to avoid an accident when you see a trash or recycling truck stopped or slowed:

- Slow down when approaching a garbage or recycling truck making its rounds. Stop if necessary to allow workers to do their jobs.
- Look for workers before attempting to pass the truck.
- Check for traffic approaching from the opposite direction before attempting to pass the truck.
- Avoid distractions like texting, talking on the phone, adjusting your entertainment system, or programming your GPS while driving near a collection or other utility vehicle.



Distracted driving causes too many accidents. The easiest way to ensure that everyone gets home safely each evening is to keep your eyes on the road.

Credit: DjelicS | E+ | Getty Images



Do you have a comment or suggestion?

Members of the Culver City community are always welcome to provide valuable comments or suggestions on city services. You can make comments at Culver City's Virtual City Hall 24 hours a day, 7 days a week, from the comfort of your own home or office. This site gives residents, businesses, and visitors access to City Hall. Your request or comment will immediately and automatically be routed to the proper City department for prompt resolution or attention, and you will receive notification of the status of your request via email or phone. To get started, go to the Customer Service Center icon on the home page menu bar at

CulverCity.org

Culver CITY



Public Works Department
Environmental Programs and Operations
9505 West Jefferson Boulevard
Culver City, CA 90232
Customer Service: 310-253-6400
CulverCity.org