

Scooter Share Status Update

Mobility, Traffic, and Parking Subcommittee Meeting

March 19, 2019

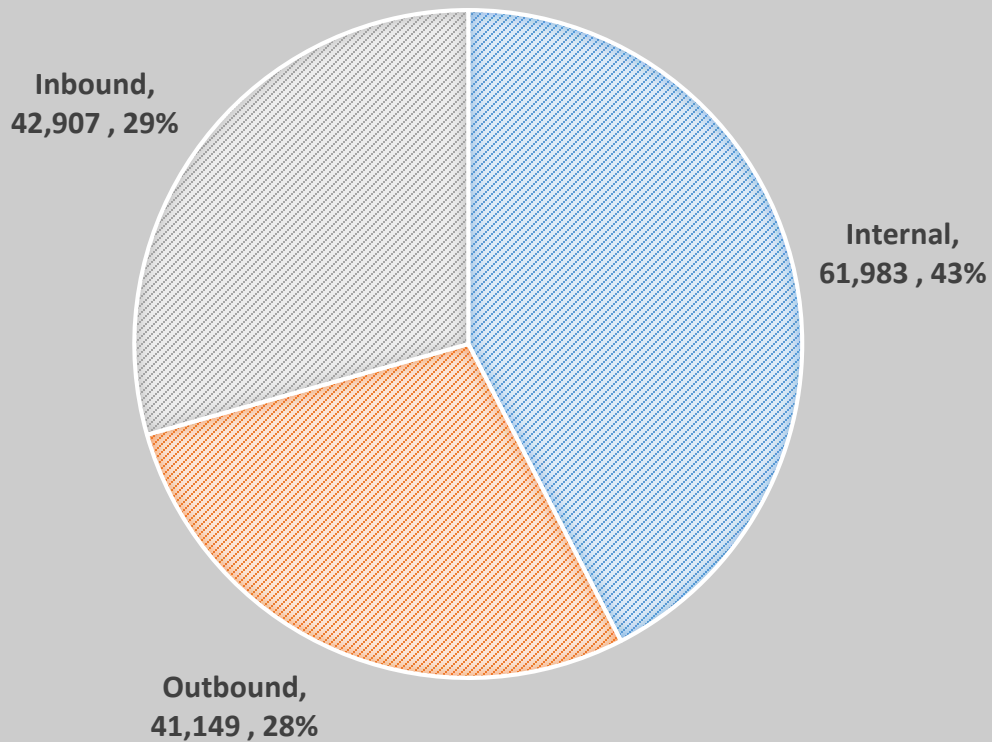
Summary of Trial Program Status with Bird/Lime

<u>Items</u>	<u>BIRD</u>	<u>LIME</u>
Initial date of deployment	7/27/2018	8/14/2018
Total days of deployment	234 (As of 3/17/2019)	216 (As of 3/17/2019)
Average Daily Deployment	187(As of 3/10/2019)	29 (As of 3/10/2019)
Monthly Education Events	5 events in total.	5 events in total.
Public Inputs (as of 3/18/2019)	<ul style="list-style-type: none"> The City received 218 comments/complaints/incident reports. 	
City Requests to Operators (as of 3/18/2019)	Total 61 requests <ul style="list-style-type: none"> Responded within 2h: 19 Responded after 2h: 27 No response needed: 4 No updates: 11 	Total 29 requests <ul style="list-style-type: none"> Responded within 2h: 21 Responded after 2h: 6 No response needed: 1 No updates: 1
On-time Submission of Reports	<ul style="list-style-type: none"> Mostly on time and currently complete. 	<ul style="list-style-type: none"> Mostly on time and currently complete.
Revenue Sharing	<ul style="list-style-type: none"> Total Invoiced: \$43,177 Total Payment Received: \$39,548 	<ul style="list-style-type: none"> Total Invoiced: \$5,834 Total Payment Received: \$5,547

174,972 Total Scooter Trips Since Program Inception

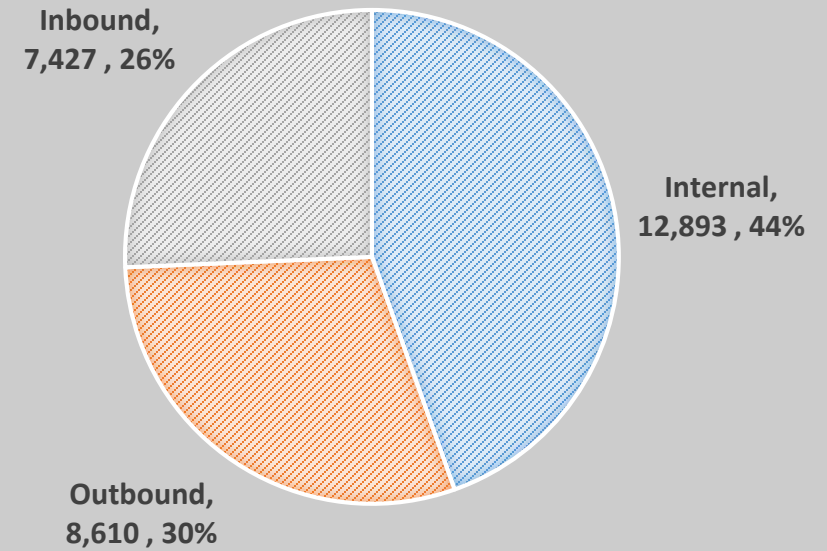
BIRD 146,042 TOTAL TRIPS

Internal Outbound Inbound

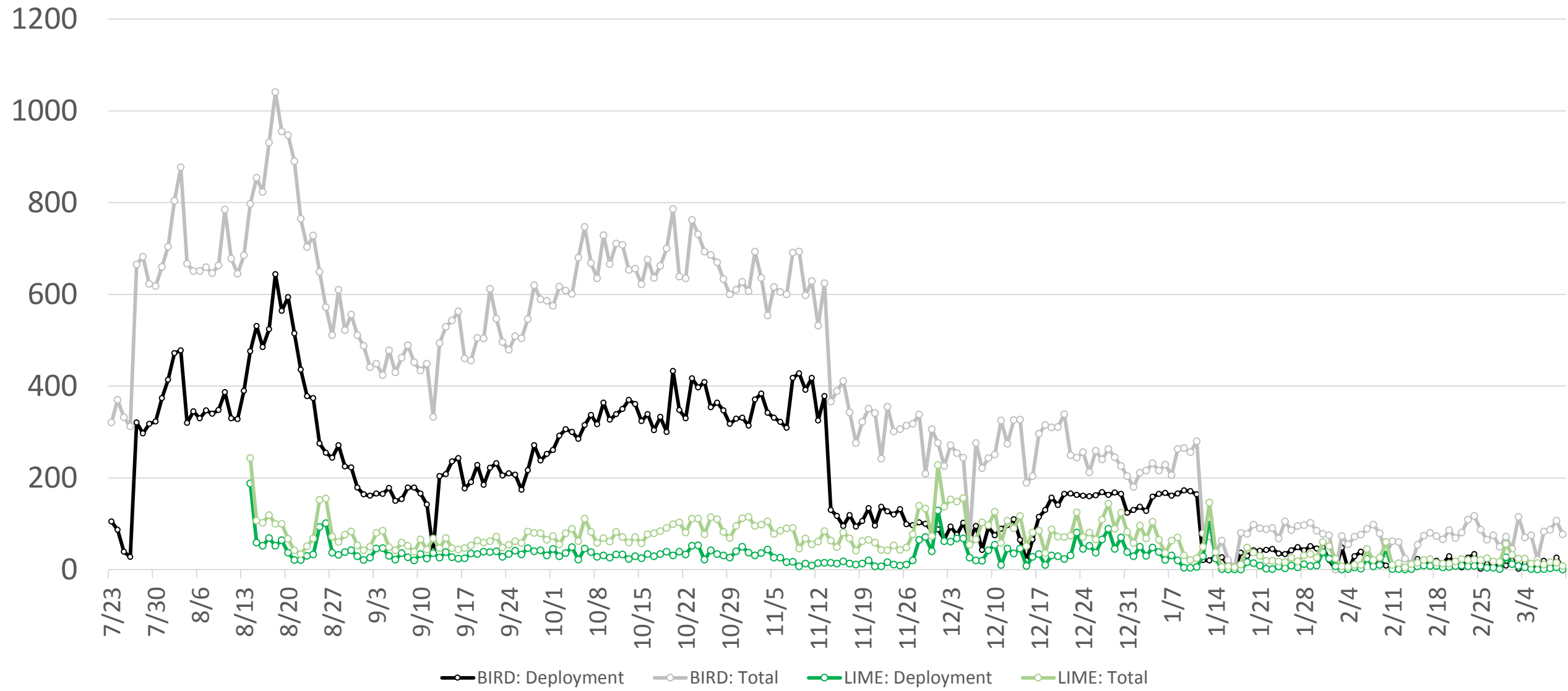


LIME 28,930 TOTAL TRIPS

Internal Outbound Inbound



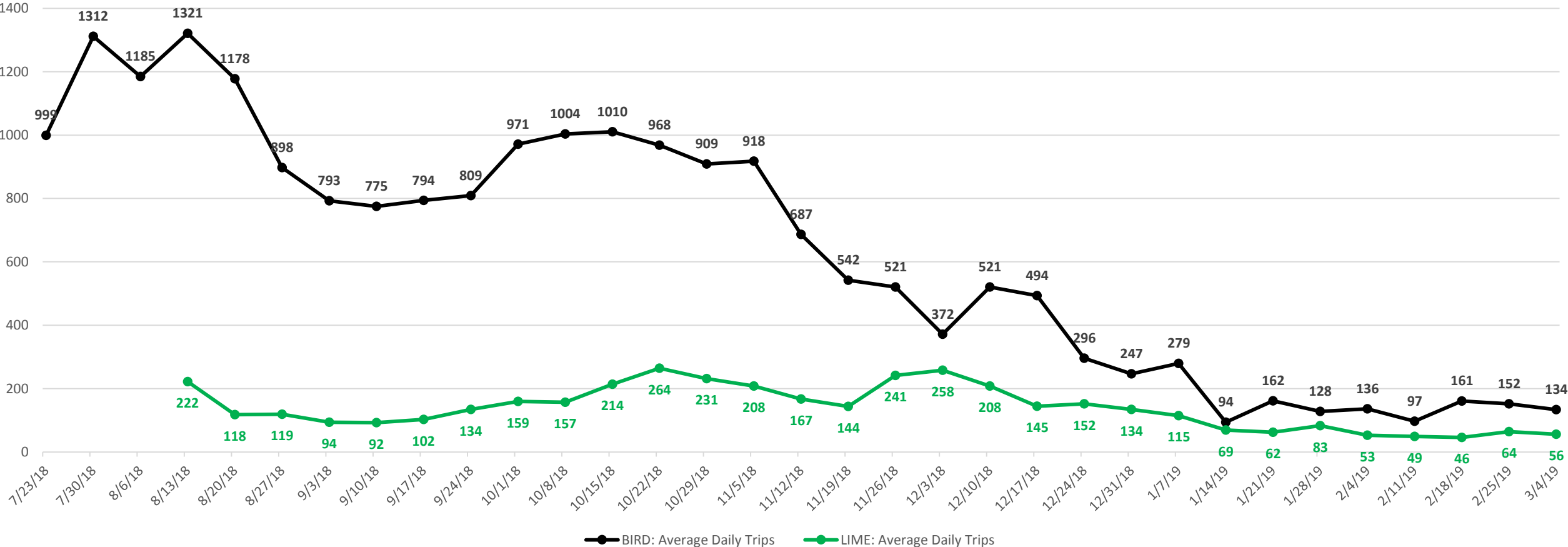
Daily Deployed Vehicles & Total Vehicles Seen in City



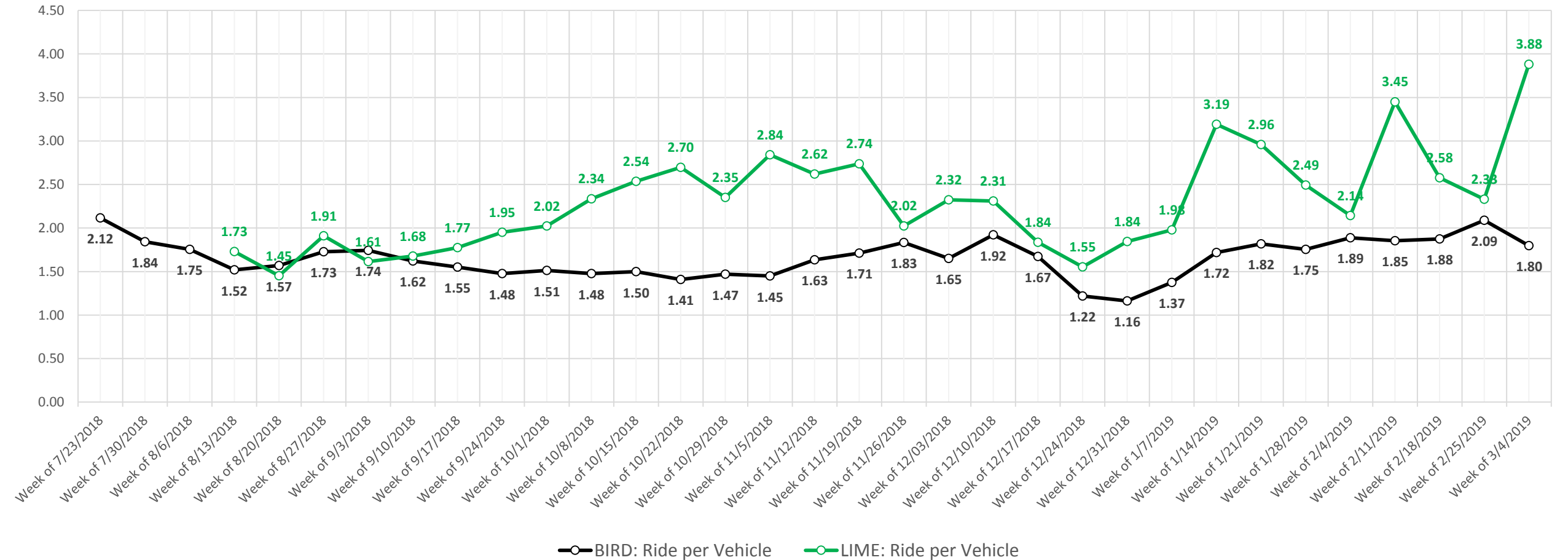
Average Daily Trips (by week)

* Including internal, inbound, and outbound trips

Average Daily Trips (By Week)



Daily Vehicle Utilization Rate



Public Inputs

