

Security bars
without release
devices can
trap you in
a deadly fire.


If you have
security bars on
your windows, be
sure one window
in each sleeping
room has a
release device.



NFPA CENTER FOR HIGH-RISK OUTREACH
1 BATTERYMARCH PARK
QUINCY, MA 02269-9101

ILLUSTRATIONS BY L.S. PIERCE. © NFPA 2002.

Security bars can help
keep your family safe...



Did you know they
can also trap you
in a deadly fire?



NFPA CENTER FOR HIGH-RISK OUTREACH

Know where emergency exits are.

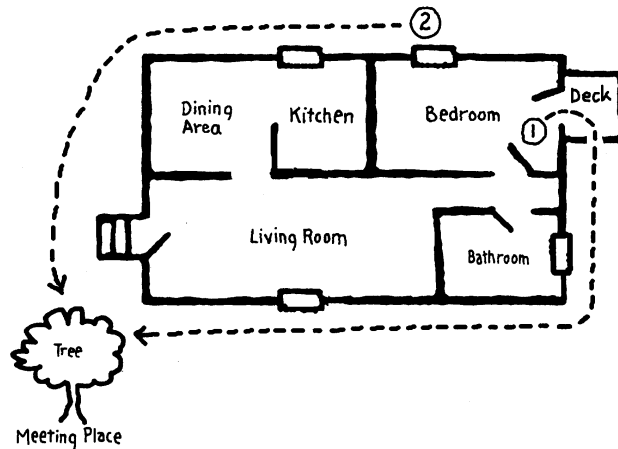
Make sure everyone can operate locked or barred windows.



Have working smoke alarms and test monthly.



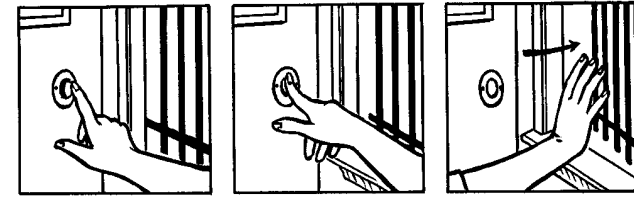
Plan two ways out of each room and practice exit drills.




Use quick-release devices on barred windows and doors.



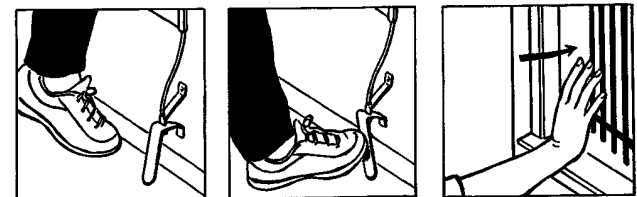
Pull down on lever. Push open bars.



Push in on button. Push open bars.



Step down on pedal. Push open bars.



Kick in lever. Push open bars.