

FILE

Consultants

**REVISED**

MAR 02 2015

Culver City  
Planning Division



PROJECT

CULVER CITY  
SHEET TITLE

**EXHIBIT A**

STAMP:

WRITTEN DIMENSIONS ON THESE DRAWINGS SHALL HAVE PRECEDENCE OVER SCALED DIMENSIONS. CONTRACTOR SHALL VERIFY AND BE RESPONSIBLE FOR ALL DIMENSIONS AND CONDITIONS ON THE JOB AND THE ENGINEER MUST BE NOTIFIED IMMEDIATELY IN WRITING OF ANY VARIATION FROM THE DIMENSIONS OR CONDITIONS SHOWN BY THESE DRAWINGS. SHOP DRAWINGS MUST BE SUBMITTED TO AND APPROVED BY ENGINEER PRIOR TO PROCEED WITH FABRICATION.

REVISION	BY
△ 2nd Submittal	
△ 3rd Submittal	
△	
△	

DRAWN BY:

CHECKED BY:

DATE: 11/18/14 SUBMITTAL

SCALE:

JOB NO:

SHEET NO.

**A-0.0**  
1 of 4 SHEETS

16" break outline in canopy will have to be field verified during installation for protection of existing street tree, any pruning will need to be done with approval of city arborist. Trees owned by the City may not be trimmed by anyone other than City staff unless a permit is obtained first. To obtain a permit to have your City tree trimmed by a qualified and insured arborist, contact the Tree Maintenance Division at (310) 253-6420.

OVERHEAD CANOPY NOT SHOWN FOR CLARITY

Outdoor Dining Area  
"A" 245 SF  
[(11.333\*15)+(7.5\*10)]=244.995

(E) STREET TREE WELL TO BE FILLED WITH "DG" TO SATISFACTION OF CITY ENGINEER.

Outdoor Canopy Area  
"A" 282.5 SF  
(18.833\*15)=282.499

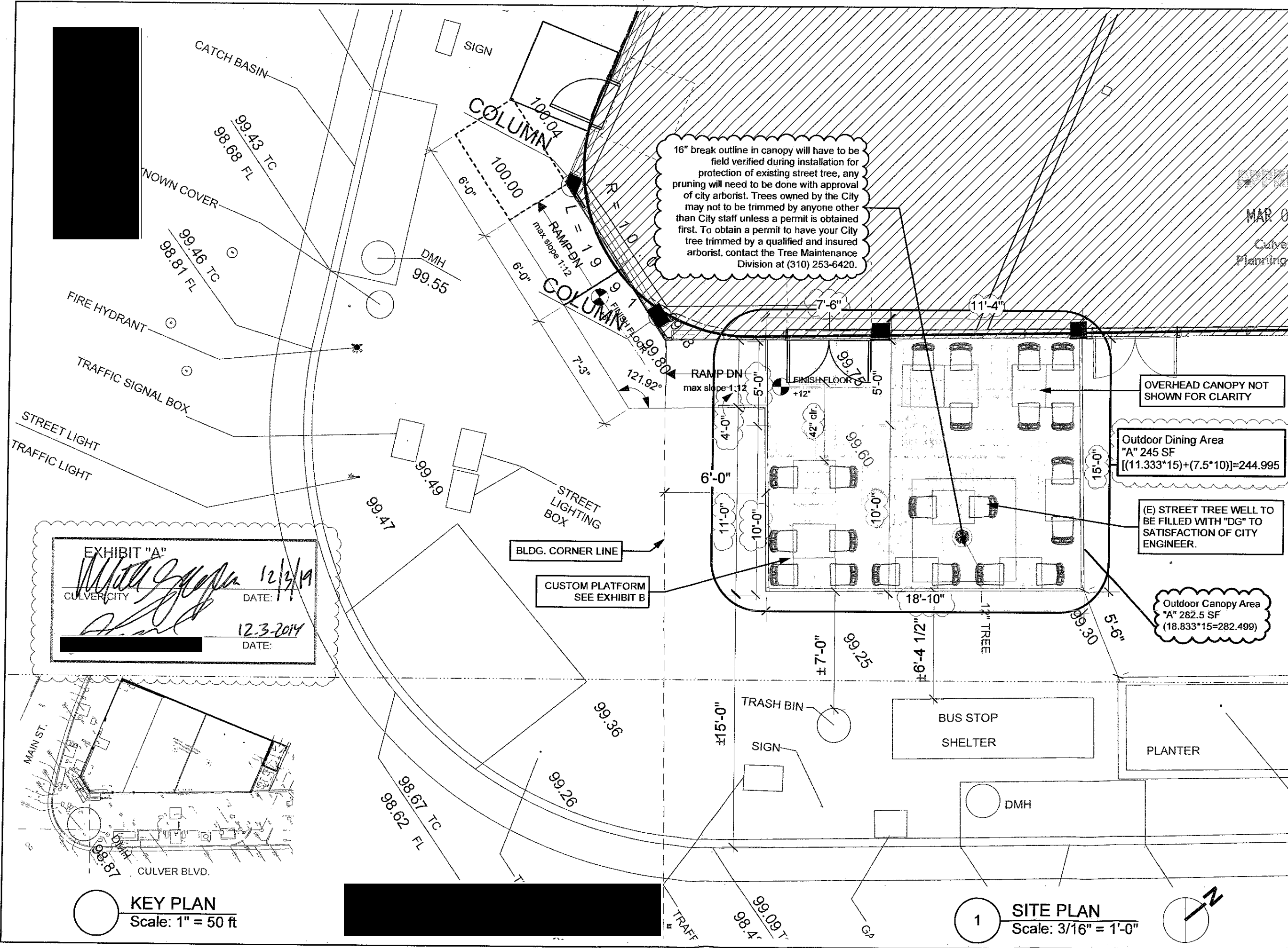
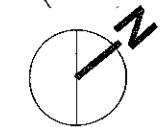
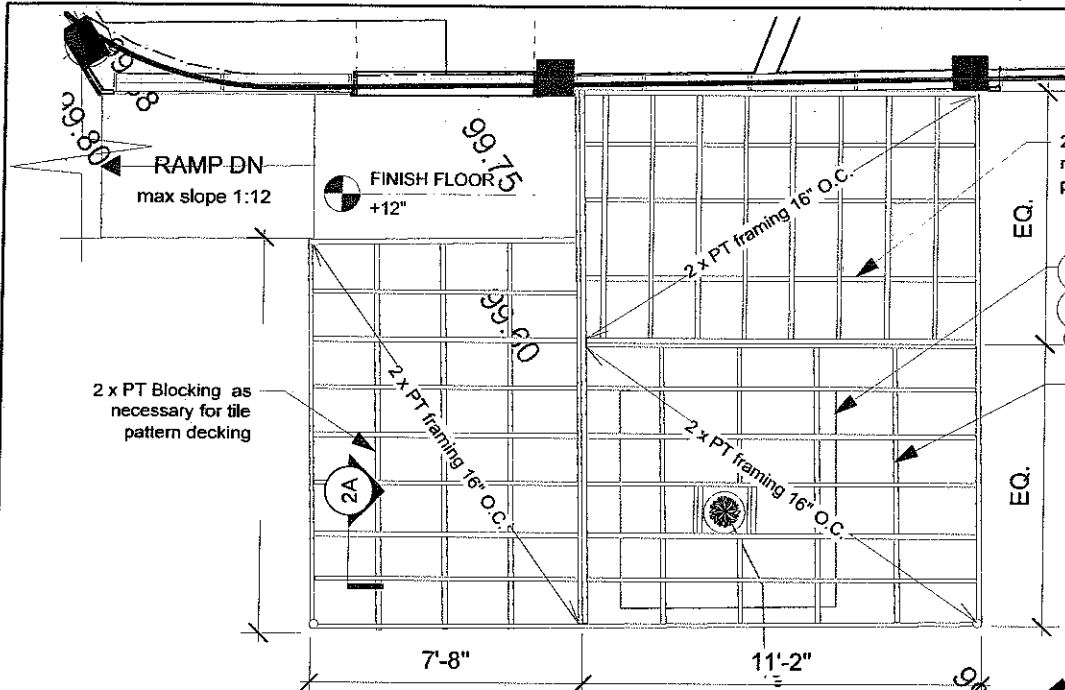


EXHIBIT "A"  
*[Signature]* 12/3/14  
CULVER CITY DATE:  
*[Signature]* 12-3-2014  
DATE:

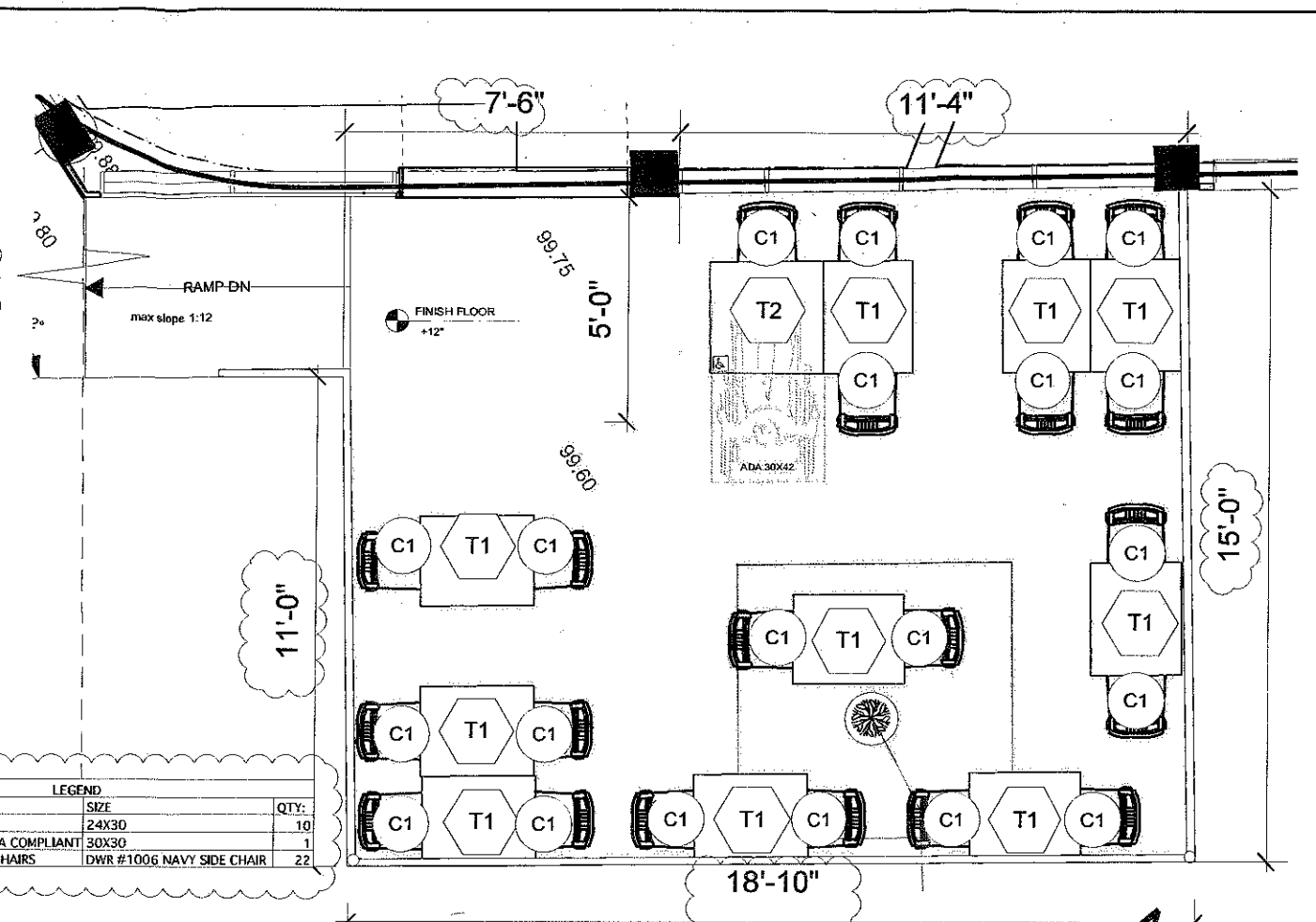
**KEY PLAN**  
Scale: 1" = 50 ft

**1 SITE PLAN**  
Scale: 3/16" = 1'-0"



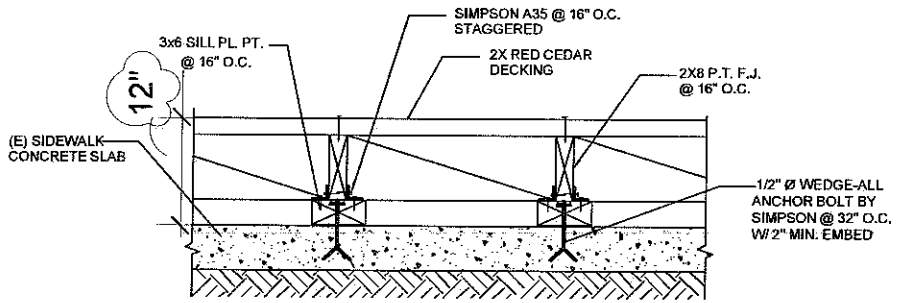


**2 Dining Area A Framing Plan**  
Scale: 3/16" = 1'-0"

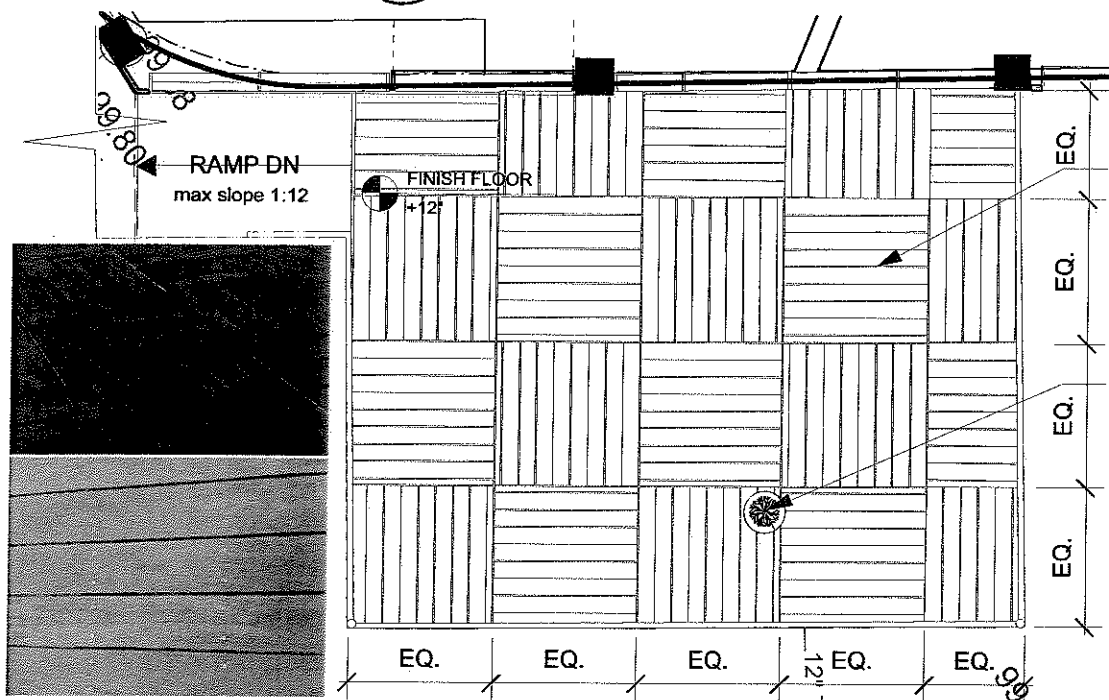


**1 Dining Area A Seating Plan**  
Scale: 1/4" = 1'-0"

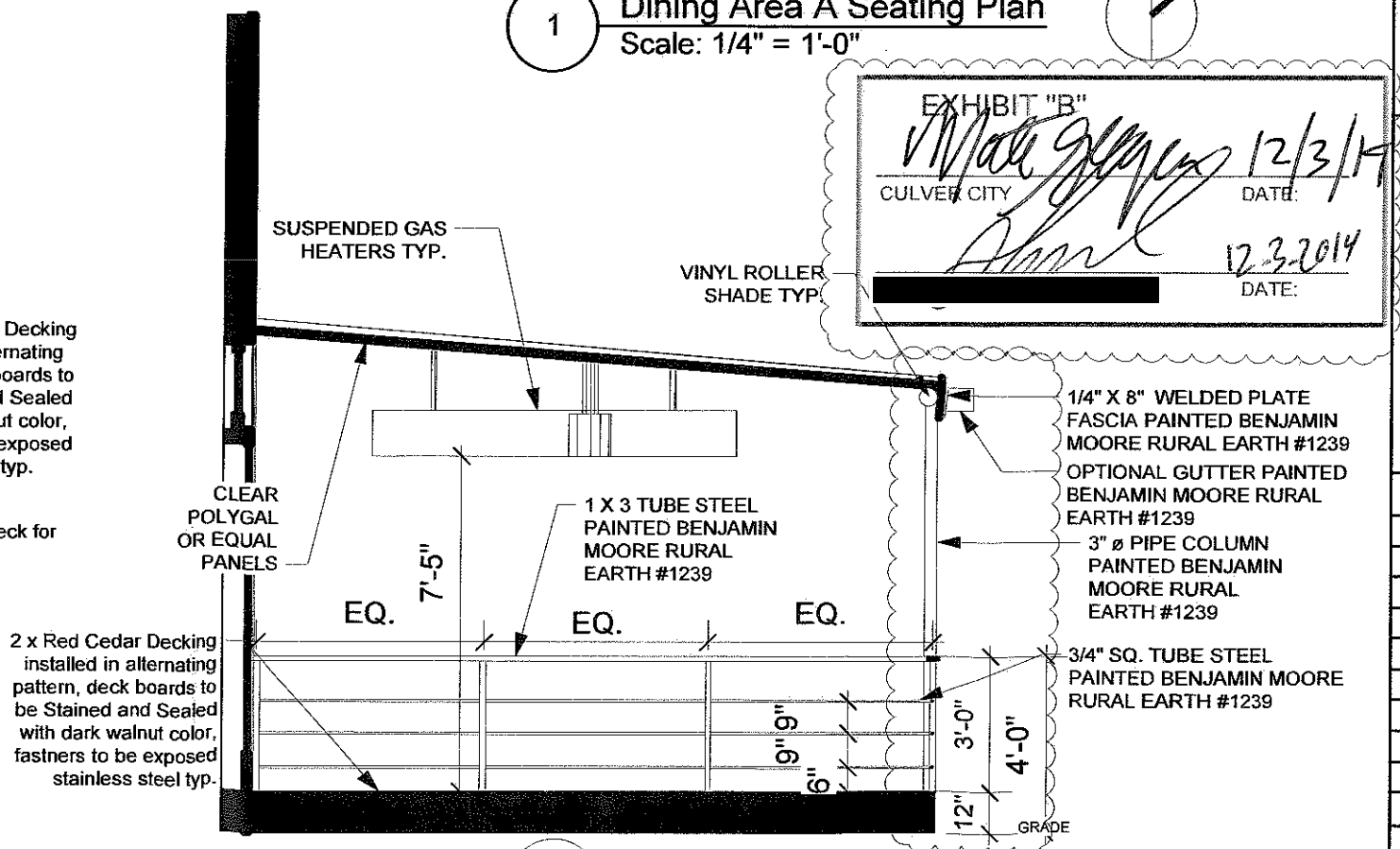
LEGEND		
DESCRIPTION	SIZE	QTY.
T-1	CUSTOM TABLES 24X30	10
T-2	CUSTOM TABLE ADA COMPLIANT 30X30	1
C-1	STAINLESS STEEL CHAIRS DWR #1006 NAVY SIDE CHAIR	22



**2a Typical Framing Detail**



**3 Dining Area A Platform Pattern**  
Scale: 3/16" = 1'-0"



**4 Dining Area A Section**  
Scale: 1/4" = 1'-0"

EXHIBIT "B"  
*V. Wade Glycer* 12/3/14  
 CULVER CITY DATE:  
*Ann* 12.3.2014  
 DATE:

Consultants  
**APPROVED**  
 MAR 02 2015  
 Culver City  
 Planning Division

PROJECT  
 CULVER CITY  
 SHEET TITLE  
**EXHIBIT B**

STAMP:

WRITTEN DIMENSIONS ON THESE DRAWINGS SHALL HAVE PRECEDENCE OVER SCALED DIMENSIONS. CONTRACTOR SHALL VERIFY AND BE RESPONSIBLE FOR ALL DIMENSIONS AND CONDITIONS ON THE JOB AND THE ENGINEER MUST BE NOTIFIED IMMEDIATELY IN WRITING OF ANY VARIATION FROM THE DIMENSIONS OR CONDITIONS SHOWN BY THESE DRAWINGS. SHOP DRAWINGS MUST BE SUBMITTED TO AND APPROVED BY ENGINEER PRIOR TO PROCEED WITH FABRICATION.

REVISION	BY
2nd Submittal	
3rd Submittal	

DRAWN BY:  
 CHECKED BY:  
 DATE: 11/18/14 SUBMITTAL  
 SCALE:  
 JOB NO.:  
 SHEET NO.:

LEGEND			
	DESCRIPTION	SIZE	QTY:
T-1	CUSTOM TABLES	24X30	10
T-2	CUSTOM TABLE ADA COMPLIANT	30X30	1
C-1	STAINLESS STEEL CHAIRS	DWR #1006 NAVY SIDE CHAIR	22



EXHIBIT "C"

CULVER CITY

DATE:

LAP Carson Investments, LLC

DATE:

APPROVED

MAR 02 2015

Culver City <sup>(7e)</sup>  
Planning Division

Consultants

PROJECT

CULVER CITY

SHEET TITLE

**EXHIBIT C**

STAMP:

WRITTEN DIMENSIONS ON THESE DRAWINGS SHALL HAVE PRECEDENCE OVER SCALED DIMENSIONS. CONTRACTOR SHALL VERIFY AND BE RESPONSIBLE FOR ALL DIMENSIONS AND CONDITIONS ON THE JOB AND THE ENGINEER MUST BE NOTIFIED IMMEDIATELY IN WRITING OF ANY VARIATION FROM THE DIMENSIONS OR CONDITIONS SHOWN BY THESE DRAWINGS. SHOP DRAWINGS MUST BE SUBMITTED TO AND APPROVED BY ENGINEER PRIOR TO PROCEED WITH FABRICATION.

REVISION	BY
△ 2nd Submittal	
△ 3rd Submittal	
△	
△	
△	

DRAWN BY:

CHECKED BY:

DATE: 11/18/14 SUBMITTAL

SCALE:

JOB NO:

SHEET NO.

**A-2.0**  
1 OF 4 - SHEETS